

Corporate news

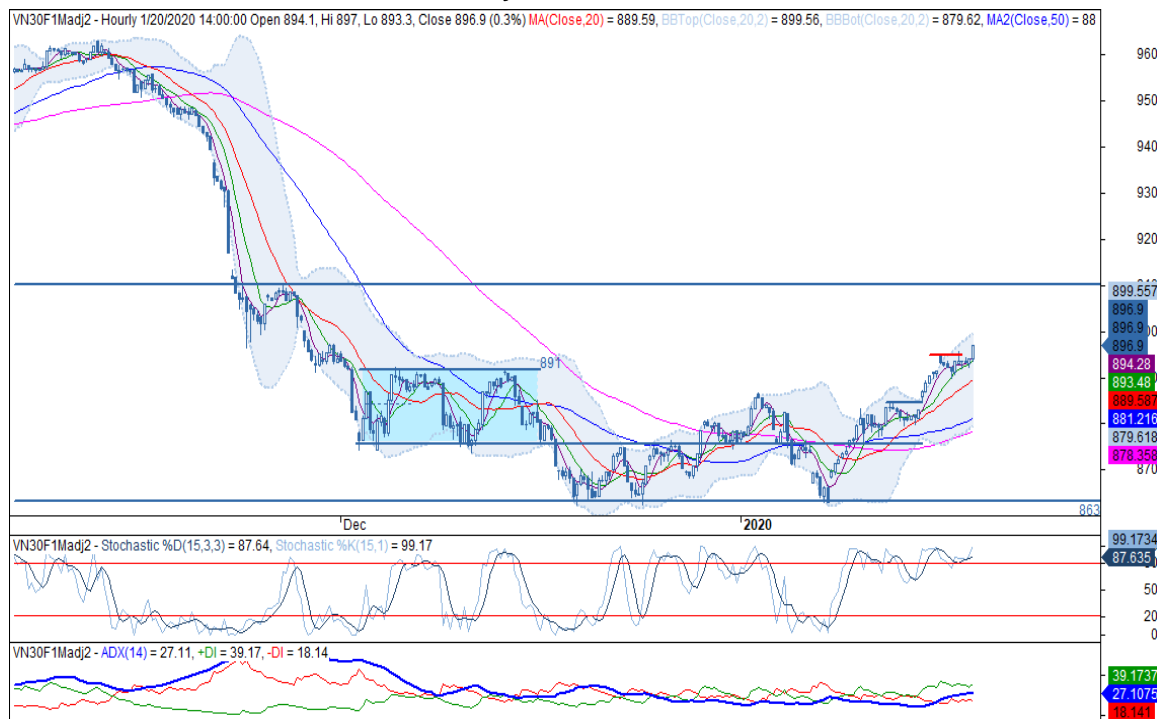
- **GAS:** GAS's revenue reached VND75,348bn in 2019, down 0.3% YoY. Besides, due to increasing Financial revenue and more effective operating cost, profit after tax of GAS reached VND11,710bn in 2019, up 3.8% YoY. (PVGAS)

Market commentary: Bullish resumption

- **VN30 Index commentary:** The VN30 Index inched up 0.3% and closed at 897.4 pts with 17 outperformers. To be specific, top 5 index leaders were VPB (+2.7%), MWG (+2.2%), HPG (+2.0%), ROS (+1.5%) and CTD (+1.5%). In contrast, VRE (-1.8%), MSN (-1.3%), HDB (-1.1%), VJC (-0.8%) and BVH (-0.8%) underperformed the benchmark. Regarding to foreign trading activities, buying activities continued to surge, recorded net buy value at VND565bn. The massive buying activities mainly came from high demand on MWG, recorded at VND588bn in net buy value yesterday. Besides, Consumer Staples was net bought, focusing on VNM. In contrast, Real Estate was sold the most due to high divestment away from VIC, VRE and NVL whilst VHM ended up to be net bought.
- **Future's technical view:** VN30F2002 broke the congestion zone at 894 pts, resuming its uptrend yesterday. Particularly, Stochastic crosses up, signalling the short-term bullish momentum. The next price objective is 910 pts zone. However, on daily timeframe, because VN30F2002 is trading outside upper Bollinger Band, intraday correction period may occur. In this case, waiting for the retest at 894 pts zone to re-enter long positions is highly recommended.

Trading strategy: Buy VN30F2002 at 894 pts zone, take profit at 910 pts and stoploss at 888 pts.

Hourly candlestick chart



Created with AmiBroker - advanced charting and technical analysis software. <http://www.amibroker.com>

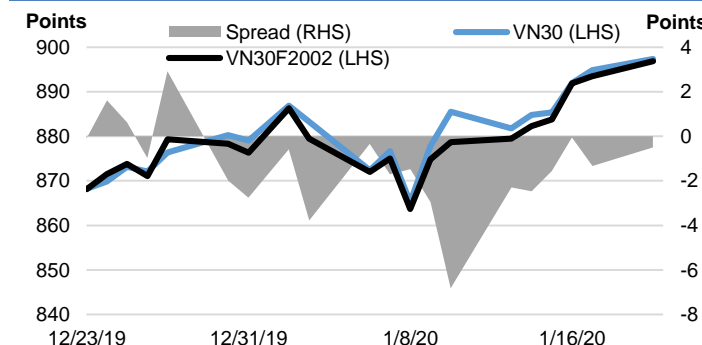
*Price is adjusted by Proportional Adjustment method

Source: Fiinpro, KIS

	Close Price	+/- %	Trading Volume	Open Interest	Fair Value	Expire Date
	Points	%	contracts	contracts	Points	
VN30 Index	897.4	0.3%				
VN30F2002	896.9	0.4%	60,257	12,746	896	20/02/20
VN30F2003	896.5	0.2%	151	240	897	19/03/20
VN30F2006	899.0	0.1%	18	226	900	18/06/20
VN30F2009	900.2	0.2%	10	47	904	17/09/20

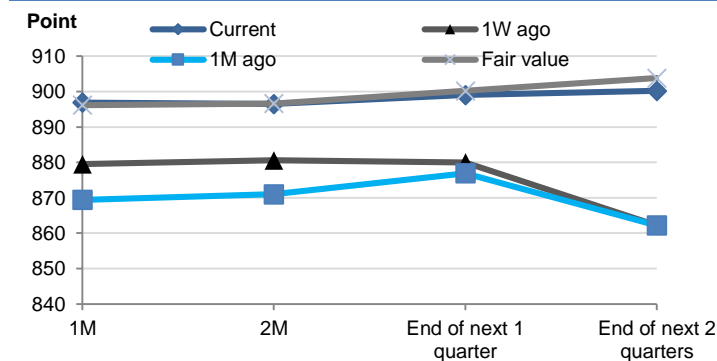
Source: Bloomberg

Basis Spread



Source: Bloomberg

Future Price Curves



Source: Bloomberg, KIS, Fiinpro

VN30 INDEX MEMBERS												
Quote	Name	Industry	Market Cap	Index Weight	Current Price	1D chg	PER	PBR	3M. Vol	Foreign Owned	52W High	52W Low
		Unit:	VND bn.	%	VND	%	x	x	'000 shares	%	VND	VND
BID	Bank for Investment and Development of Vietnam JSC	Financials	214,374	1.6%	53,300	-0.37%	25.3	3.2	839	18%	54,600	30,550
BVH	Bao Viet Holdings	Financials	48,548	0.7%	65,400	-0.76%	34.6	2.9	171	30%	98,500	65,000
CTD	Coteccons Construction JSC	Industrials	4,082	0.3%	53,500	1.52%	5.4	0.5	84	47%	149,800	47,750
CTG	Vietnam Joint Stock Commercial Bank for Industry and Trade	Financials	93,457	1.1%	25,100	0.60%	15.3	1.3	3,594	30%	25,400	18,300
DPM	Petrovietnam Fertilizer & Chemicals JSC	Materials	4,931	0.3%	12,600	0.80%	19.4	0.6	272	19%	23,700	12,350
EIB	Vietnam Export Import Commercial JSB	Financials	21,884	2.9%	17,800	0.00%	34.4	1.4	128	30%	19,100	14,650
FPT	FPT Corp	Information Technology	38,933	4.8%	57,400	-0.35%	12.2	2.9	1,486	49%	61,300	37,727
GAS	PetroVietnam Gas JSC	Utilities	178,763	1.4%	93,400	0.21%	15.9	3.9	285	4%	114,900	87,500
GMD	Gemadept Corp	Industrials	6,325	0.8%	21,300	-0.47%	10.9	1.0	261	49%	29,150	20,750
HDB	Ho Chi Minh City Development Joint Stock Commercial Bank	Financials	27,194	3.0%	28,250	-1.05%	9.8	1.8	1,686	23%	32,350	24,450
HPG	Hoa Phat Group JSC	Materials	70,407	6.5%	25,500	2.00%	10.1	1.5	5,698	38%	27,385	20,300
MBB	Military Commercial Joint Stock Bank	Financials	51,165	4.7%	22,000	0.00%	6.7	1.3	3,983	20%	23,900	18,611
MSN	Masan Group Corp	Consumer Staples	63,474	3.9%	54,300	-1.27%	12.0	1.9	923	39%	92,000	50,200
MWG	Mobile World Investment Corp	Consumer Discretionary	53,751	5.2%	118,600	2.15%	14.3	4.7	625	49%	129,500	80,600
NVL	No Va Land Investment Group Corp	Real Estate	54,294	3.3%	56,000	0.00%	17.6	2.5	351	7%	65,100	53,900
PNJ	Phu Nhuan Jewelry JSC	Consumer Discretionary	20,717	2.5%	92,000	1.43%	17.3	4.5	524	49%	92,400	67,050
REE	Refrigeration Electrical Engineering Corp	Industrials	11,394	1.0%	36,750	0.68%	6.5	1.1	690	49%	40,150	30,750
ROS	FLC Faros Construction JSC	Industrials	5,761	0.4%	10,150	1.50%	29.3	1.0	24,594	4%	35,750	9,670
SAB	Saigon Beer Alcohol Beverage Corp	Consumer Staples	151,342	2.6%	236,000	0.64%	32.0	8.5	31	63%	291,000	221,000
SBT	Thanh Thanh Cong - Bien Hoa JSC	Consumer Staples	10,855	0.8%	18,500	0.00%	42.1	1.5	1,224	6%	21,500	15,400
SSI	SSI Securities Corp	Financials	9,780	0.9%	19,250	0.00%	10.9	1.0	1,404	55%	29,600	17,550
STB	Saigon Thuong Tin Commercial JSB	Financials	19,299	3.0%	10,700	0.94%	6.9	0.7	2,969	12%	13,200	9,750
TCB	Vietnam Technological & Commercial Joint Stock Bank	Financials	81,728	8.1%	23,350	-0.21%	8.8	1.4	1,556	22%	28,200	19,900
VCB	Bank for Foreign Trade of Vietnam JSC	Financials	348,634	4.3%	94,000	-0.53%	17.8	4.3	681	24%	94,800	54,500
VHM	Vinhomes JSC	Real Estate	282,898	4.9%	86,000	0.00%	16.3	5.4	1,308	15%	102,300	76,300
VIC	Vingroup JSC	Real Estate	388,641	7.9%	114,900	0.00%	72.3	4.9	388	15%	126,500	98,800
VJC	Vietjet Aviation JSC	Industrials	77,004	5.9%	147,000	-0.81%	14.9	5.7	441	20%	148,800	107,300
VNM	Vietnam Dairy Products JSC	Consumer Staples	207,224	9.2%	119,000	0.34%	21.5	7.6	957	59%	152,600	116,000
VPB	Vietnam Prosperity JSC Bank	Financials	54,849	5.8%	22,500	2.74%	6.7	1.4	1,931	23%	22,800	17,500
VRE	Vincom Retail JSC	Real Estate	72,714	2.3%	32,000	-1.84%	31.0	2.6	3,069	33%	39,950	27,550

Contacts

HCM City Head Office

Level 3, Maritime Bank Tower
180-192 Nguyen Cong Tru St., District 1, HCM City
Tel: (+84 28) 3914 8585
Fax: (+84 28) 3821 6898

Pham Ngoc Thach Transaction Office

Level 3, 62A Pham Ngoc Thach, District 3, HCM City
Tel: (+84 28) 7108 1188
Fax: (+84 28) 3820 9229

Hanoi Branch

Level 6, CTM Tower
299 Cau Giay, Cau Giay District, Hanoi
Tel: (+84 24) 3974 4448
Fax: (+84 24) 3974 4501

Ba Trieu Transaction Office

Level 6, 74 Ba Trieu, Hoan Kiem District, Hanoi
Tel: (+84 24) 7106 3555
Fax: (+84 24) 3632 0809

Lang Ha Transaction Office

Level 5, TDL Tower, 22 Lang Ha, Dong Da District, Hanoi
Tel (+84 24) 7108 1188
Fax: (+84 24) 3244 4150

Research Department

Mr. Hoang Huy

Head of Research
(+84 28) 3914 8585 (x1450)
huy.hoang@kisvn.vn

Institutional Brokerage

Ms. Uyen Lam

Head of Institutional Brokerage
(+84 28) 3914 8585 (x1444)
uyen.lh@kisvn.vn

Disclaimer

This report has been issued by the **KIS VN Securities Corporation (KIS)** with the instructional contributions of **KIS VN Securities Corporation** whose employees are specified in the publication. This report is for information of its institutional and professional customers.

This report is and should not be construed as an offer to sell or a solicitation of an offer to purchase or subscribe for any investment. No consideration has been given to the particular investment objectives, financial situation or particular needs of any recipient. Investors are advised make their own financial decisions based on their independent financial advisors as they believe necessary and based on their particular circumstances such as their financial situation, investment objectives and other considerations.

In preparing this report, we have relied upon and assumed the accuracy and completeness of all information available from public and other sources which we believe to be reliable, but which we have not independently verified. KIS makes no express or implied guarantee, representation or warranty and accepts no responsibility or liability as to the accuracy or completeness of such information.

Opinions, estimates, and projections expressed are current opinions of the authors as of the original publication date appearing on this report only and the information, including the opinions contained herein, and are subject to change without notice.

KIS and its affiliates may from time to time perform investment banking or other services for, or solicit investment banking or other business from, companies mentioned herein. Further, KIS and its affiliates, and/or their officers, directors and employees involved in the preparation or issuance of this report may, from time to time, have long or short positions in, and buy or sell, the securities, or derivatives (including options) thereof, of companies mentioned herein, or related securities or derivatives in a manner that may be consistent or inconsistent with this report and opinions expressed therein. As a result, investors should be aware that KIS and its affiliates and/or their officers, directors and employees may have a conflict of interest that could affect this report.

This report shall not be copied, reproduced, distributed (in whole or in part) or disclosed by recipients to any other person without the express permission of KIS in writing.